

REPORT OF PROCEEDINGS BY INVESTIGATING OFFICER/BOARD OF OFFICERS

For use of this form, see AR 15-6; the proponent agency is OTJAG.

IF MORE SPACE IS REQUIRED IN FILLING OUT ANY PORTION OF THIS FORM, ATTACH ADDITIONAL SHEETS

SECTION I - APPOINTMENT

Appointed by BG [REDACTED]
(Appointing authority)

on 24 Feb 05 (Date) (Attach inclosure 1: Letter of appointment or summary of oral appointment data.) (See para 3-15, AR 15-6.)

SECTION II - SESSIONS

The (investigation) (board) commenced FOB [REDACTED] Iraq at 1000
(Place) (Time)

on 17 Mar 05 (Date) (If a formal board met for more than one session, check ☐. Indicate in an inclosure the time each session began and ended, the place, persons present and absent, and explanation of absences, if any.) The following persons (members, respondents, counsel) were present: (After each name, indicate capacity, e.g., President, Recorder, Member, Legal Advisor.)

[REDACTED] Investigating Officer

The following persons (members, respondents, counsel) were absent: (Include brief explanation of each absence.) (See paras 5-2 and 5-8a, AR 15-6.)

The (investigating officer) (board) finished gathering/hearing evidence 1545 on 27 Feb 05
(Time) (Date)
and completed findings and recommendations 1930 on 27 Feb 05
(Time) (Date)

SECTION III - CHECKLIST FOR PROCEEDINGS

A. COMPLETE IN ALL CASES

	YES	NO ^{1/}	NA ^{2/}
1 Inclosures (para 3-15, AR 15-6)			
Are the following inclosed and numbered consecutively with Roman numerals: (Attached in order listed)			
a. The letter of appointment or a summary of oral appointment data?	X		
b. Copy of notice to respondent, if any? (See item 9, below)			X
c. Other correspondence with respondent or counsel, if any?			X
d. All other written communications to or from the appointing authority?	X		
e. Privacy Act Statements (Certificate, if statement provided orally)?			X
f. Explanation by the investigating officer or board of any unusual delays, difficulties, irregularities, or other problems encountered (e.g., absence of material witnesses)?			X
g. Information as to sessions of a formal board not included on page 1 of this report?			X
h. Any other significant papers (other than evidence) relating to administrative aspects of the investigation or board?			X

FOOTNOTES ^{1/} Explain all negative answers on an attached sheet.

^{2/} Use of the N/A column constitutes a positive representation that the circumstances described in the question did not occur in this investigation or board.

2 Exhibits (para 3-16, AR 15-6)		YES	NO ^{1/}	NA ^{2/}
a.	Are all items offered (whether or not received) or considered as evidence individually numbered or lettered as exhibits and attached to this report?			
b.	Is an index of all exhibits offered to or considered by investigating officer or board attached before the first exhibit?	X		
c.	Has the testimony/statement of each witness been recorded verbatim or been reduced to written form and attached as an exhibit?	X		
d.	Are copies, descriptions, or depictions (if substituted for real or documentary evidence) properly authenticated and is the location of the original evidence indicated?	X		
e.	Are descriptions or diagrams included of locations visited by the investigating officer or board (para 3-6b, AR 15-6)?	X		
f.	Is each written stipulation attached as an exhibit and is each oral stipulation either reduced to writing and made an exhibit or recorded in a verbatim record?	X		
g.	If official notice of any matter was taken over the objection of a respondent or counsel, is a statement of the matter of which official notice was taken attached as an exhibit (para 3-16d, AR 15-6)?			
3	Was a quorum present when the board voted on findings and recommendations (paras 4-1 and 5-2b, AR 15-6)?			X
B. COMPLETE ONLY FOR FORMAL BOARD PROCEEDINGS (Chapter 5, AR 15-6)				X
4	At the initial session, did the recorder read, or determine that all participants had read, the letter of appointment (para 5-3b, AR 15-6)?			
5	Was a quorum present at every session of the board (para 5-2b, AR 15-6)?			
6	Was each absence of any member properly excused (para 5-2a, AR 15-6)?			
7	Were members, witnesses, reporter, and interpreter sworn, if required (para 3-1, AR 15-6)?			
8	If any members who voted on findings or recommendations were not present when the board received some evidence, does the inclosure describe how they familiarized themselves with that evidence (para 5-2d, AR 15-6)?			
C. COMPLETE ONLY IF RESPONDENT WAS DESIGNATED (Section II, Chapter 5, AR 15-6)				
9	Notice to respondents (para 5-5, AR 15-6):			
a.	Is the method and date of delivery to the respondent indicated on each letter of notification?			
b.	Was the date of delivery at least five working days prior to the first session of the board?			
c.	Does each letter of notification indicate-			
(1)	the date, hour, and place of the first session of the board concerning that respondent?			
(2)	the matter to be investigated, including specific allegations against the respondent, if any?			
(3)	the respondent's rights with regard to counsel?			
(4)	the name and address of each witness expected to be called by the recorder?			
(5)	the respondent's rights to be present, present evidence, and call witnesses?			
d.	Was the respondent provided a copy of all unclassified documents in the case file?			
e.	If there were relevant classified materials, were the respondent and his counsel given access and an opportunity to examine them?			
10	If any respondent was designated after the proceedings began (or otherwise was absent during part of the proceedings):			
a.	Was he properly notified (para 5-5, AR 15-6)?			
b.	Was record of proceedings and evidence received in his absence made available for examination by him and his counsel (para 5-4c, AR 15-6)?			
11	Counsel (para 5-6, AR 15-6):			
a.	Was each respondent represented by counsel?			
Name and business address of counsel:				
(If counsel is a lawyer, check here <input type="checkbox"/>)				
b.	Was respondent's counsel present at all open sessions of the board relating to that respondent?			
c.	If military counsel was requested but not made available, is a copy (or, if oral, a summary) of the request and the action taken on it included in the report (para 5-6b, AR 15-6)?			
12	If the respondent challenged the legal advisor or any voting member for lack of impartiality (para 5-7, AR 15-6):			
a.	Was the challenge properly denied and by the appropriate officer?			
b.	Did each member successfully challenged cease to participate in the proceedings?			
13	Was the respondent given an opportunity to (para 5-8a, AR 15-6):			
a.	Be present with his counsel at all open sessions of the board which deal with any matter which concerns that respondent?			
b.	Examine and object to the introduction of real and documentary evidence, including written statements?			
c.	Object to the testimony of witnesses and cross-examine witnesses other than his own?			
d.	Call witnesses and otherwise introduce evidence?			
e.	Testify as a witness?			
f.	Make or have his counsel make a final statement or argument (para 5-9, AR 15-6)?			
14	If requested, did the recorder assist the respondent in obtaining evidence in possession of the Government and in arranging for the presence of witnesses (para 5-8b, AR 15-6)?			
15	Are all of the respondent's requests and objections which were denied indicated in the report of proceedings or in an inclosure or exhibit to it (para 5-11, AR 15-6)?			

FOOTNOTES ^{1/} Explain all negative answers on an attached sheet.

^{2/} Use of the N/A column constitutes a positive representation that the circumstances described in the question did not occur in this investigation or board.

SECTION IV - FINDINGS (para 3-10, AR 15-6)

The *(investigating officer) (board)*, having carefully considered the evidence, finds:

See enclosures.

SECTION V - RECOMMENDATIONS (para 3-11, AR 15-6)

In view of the above findings, the *(investigating officer) (board)* recommends:

See enclosures.

SECTION VI - AUTHENTICATION (para 3-17, AR 15-6)

THIS REPORT OF PROCEEDINGS IS COMPLETE AND ACCURATE. (If any voting member or the recorder fails to sign here or in Section VII below, indicate the reason in the space where his signature should appear.)

(Recorder)

(Investigating Officer) (President)

(Member)

(Member)

(Member)

(Member)

SECTION VII - MINORITY REPORT (para 3-13, AR 15-6)

To the extent indicated in _____, the undersigned do(es) not concur in the findings and recommendations of the board. (In the inclosure, identify by number each finding and/or recommendation in which the dissenting member(s) do(es) not concur. State the reasons for disagreement. Additional/substitute findings and/or recommendations may be included in the inclosure.)

(Member)

(Member)

SECTION VIII - ACTION BY APPOINTING AUTHORITY (para 2-3, AR 15-6)

The findings and recommendations of the (Investigating officer) (board) are (approved) (~~disapproved~~) (approved with following exceptions/substitutions). (If the appointing authority returns the proceedings to the Investigating officer or board for further proceedings or corrective action, attach that correspondence (or a summary, if oral) as a numbered inclosure.)

Copy to 3 BCT. Implement recommendations and process condolence payment.

BG, USA
Commanding



FOUO
DEPARTMENT OF THE ARMY
HEADQUARTERS, 2ND BATTALION, 70TH ARMOR
3D BRIGADE, 1ST ARMORED DIVISION
IRAQ



AFZN-BB-T

17 MARCH 2005

MEMORANDUM FOR COMMANDER 256th BRIGADE COMBAT TEAM

SUBJECT: AR 15-6, BCT No.: 05-96 (Shooting of Local National at Entry Control Point, Forward Operating Base [REDACTED], Iraq)

1. Enclosed is the 15-6 investigation outlining the circumstances that resulted in the shooting of a local national vehicle. As a result of the incident three Iraqi citizens were killed and five Iraqi citizens were wounded. The shooting occurred in the vicinity of the entry control point of the Forward Operating Base [REDACTED] Iraq [REDACTED] on 15 March 2005.

2. SUMMARY:

On 151823MAR05 PFC [REDACTED] and SPC [REDACTED] identified a green vehicle moving at a high rate of speed towards Forward Operating Base (FOB) [REDACTED]'s entry control point from Tower 2. The vehicle showed no caution in approach and proceeded past both the Arabic and English warning signs that the use of deadly force was authorized. PFC [REDACTED] first observed the vehicle approaching the entry control point when the vehicle was approximately 300 meters from his position in Tower 2. Noticing that the vehicle maintained a high rate of speed, PFC [REDACTED] alerted his team leader, SPC [REDACTED], to come over to Tower 2. SPC [REDACTED] made his way over to Tower 2 and observed the vehicle approaching the entry control point. The vehicle had already passed the warning fires trigger line. SPC [REDACTED] proceeded to fire two warning shots in front of the vehicle. The vehicle failed to stop and was approaching the disabling trigger fires line. When the vehicle passed the disabling fires line SPC [REDACTED] proceeded to fire a disabling shot into the hood of the vehicle and instructed PFC [REDACTED] to fire a burst of M240B into the hood of the vehicle. The vehicle still maintained a high rate of speed as it continued along the entry control point. At this point SPC [REDACTED], PFC [REDACTED], company commander, company executive officer, platoon sergeant and approximately five other soldiers that had made their way to Tower 2 after hearing the warning shots, initiated lethal fires on the vehicle as it had passed the lethal fires control line. The vehicle came to a stop approximately 50 meters after passing through the lethal fires line (100 meters from Tower 2), at which time the cease-fire was initiated. The vehicle was then observed by both the naked eye and optics to ensure that it was not a possible VBIED. The initial assessment by the chain of command was that the vehicle was a possible VBIED and EOD was alerted. (The vehicle entered the clearly marked entry control point at a high rate of speed and the chassis was sitting unusually low to the ground). After a few moments of observation, soldiers noticed movement and were able to determine that there were children inside the vehicle. The company commander ordered his quick reaction force (QRF) to secure the immediate site around the vehicle and began to

SUBJECT: AR 15-6, BCT No.: 05-96 (Shooting of Local National at Entry Control Point, Forward Operating Base [REDACTED], [REDACTED], Iraq)

administer first aid to the wounded passengers inside the vehicle. The incident resulted in 3x Iraqi KIAs, 5x Iraqi WIAs, and 1x Iraqi uninjured.

The proven tactics, techniques, procedures and controls that are currently emplace and practiced at the entry control point have been proven to stop previous VBIED attacks at FOB [REDACTED]. The historical information provided by 2/24 during the TOA showed that FOB [REDACTED] was targeted six times with VBIED and had one successful detonation that resulted in two coalition KIAs.

3. FACTS:

- a) How many local nationals were involved in the incident?
 1. Nine Iraqi citizens were involved in the incident.
 - 3x KIA (1x Adult Male, 1x Adult Female, and 1x Female Child)
 - 5x WIA (1x Male Child, 2x Adult Females, 2x Females Child)
 - 1x uninjured female child.
- b) What is the description of the vehicle(s) involved in the incident?
 1. Vehicle involved in the incident is Turquoise in color, four door Ford Tempo.
- c) When and where was the first warning shot(s) fired?
 1. 2x-warning shots were fired in front of the vehicle after it had passed the warning shot trigger line.
- d) When and where were the disabling shots fired?
 1. 2x-disabling shots were fired into the vehicle's front hood with M16A4 after it had crossed the disabling shot trigger line.
 2. 1x-7 to 10 round burst was fired into the vehicle's hood from an M240B after it had crossed the disabling shot trigger line.

*The soldiers fired the disabling shots into the hood of the vehicle due to the angle of fire that is presented by the location of Tower 2. Tower 2 is located on the roof of a three-story building.
- e) By what means is the unit marking the trigger lines for initiating warning, disabling and lethal fires?
 1. Orange traffic cones mark the trigger lines as to when and what type of escalated fires to initiate.
- f) Are there warning signs posted at the entry control point?
 1. The entry control point is clearly marked and warning signs are posted in both Arabic and English. Arrows also clearly delineate the correct direction of civilian traffic to avoid entering the entry control point.
- g) When did the unit last receive / conduct traffic control point training?
 1. The unit received and conducted the following ROE and traffic control point training / briefings:
 - Pre-NTC ROE Training (OCT04)

- NTC RSOI and rotational ROE Training (OCT/NOV04)
- Home Station ROE training (Pre-deployment training) (JAN04)
- Kuwait RSOI ROE Vignette Training (FEB05)
- ECP Duties: NTC (OCT/NOV04)
- ECP Duties: [REDACTED] during the Left Seat/Right Seat Ride (at guard posts) (MAR05)
- ECP Duties: [REDACTED] Guard Force and Threat Briefing (SPC [REDACTED], PFC [REDACTED]: 151700MAR05)

h) Was the guard mount briefed on their duties responsibilities and threat in the area of operations prior to execution of their duties?

1. The guard mount received its shift briefing and threat briefing at approximately 151711MAR05.
2. The use and ROE of escalated force is part of the guard mount briefing.

i) Were there lights available at the entry control point?

1. There is no artificial light source positioned at the entrance of the entry control point at FOB [REDACTED]. Artificial light sources are purposely not used by the company as not to provide an easily identifiable target reference point for both direct and indirect fires. Additionally given the time of day the use of artificial light was not warranted.

j) What equipment is being utilized to maintain the entry control point?

1. Warning signs (written in both Arabic and English)
2. Orange traffic cones to identify trigger lines and when the guard mount is to respond with escalated force.
3. Class IV Barrier Materials: Hescoe Baskets, Concertina Wire and rubble.
4. Binoculars, Magnified optics for M240B, M240B, M16A4, Reinforced Bunker, MBITR Radio.

k) When was the vehicle first sighted and by whom?

1. The vehicle was first observed as a possible threat approximately 300 meters from the entry control point.
2. PFC [REDACTED], first sighted the vehicle and alerted his supervisor.

l) When was the use of direct fire as part of the escalated force ROE initiated?

1. The use of escalated force (warning shots fired in front of the vehicle) was first initiated approximately 50 meters past the 1st trigger line (approx 150 meters from the guard post) by SPC [REDACTED].

m) When were disabling fires initiated and at what part of the vehicle?

1. The continued use of escalated force (disabling fires) was initiated once the vehicle crossed the 2nd trigger line by both SPC [REDACTED] and PFC [REDACTED].

2. Disabling fires were shot into the hood of the vehicle. As previously mentioned given the location and the angle of fire that is presented from tower 2 the soldiers disabling fires are aimed towards the front of the hood of the vehicle.
- n) When were lethal fires initiated and when was cease fire initiated?
 1. Lethal fires were initiated once the vehicle had passed through the lethal fires line in the entry control point.
 2. The vehicle came to a stop approximately 50 meters past the lethal fires line.

4. FINDINGS.

- a) All personnel involved in the incident acted in accordance with the "CFLCC Rules For Use Of Force" Card (as of 011800ZNOV03). The soldiers believed that they were acting in self-defense; and that their acts were necessary to prevent the destruction of both military and civilian lives and property.
- b) The two soldiers (SPC [REDACTED] and PFC [REDACTED]) acted in accordance with the CFLCC guidance in the use "Escalation of Force" with direct fire. All shots were aimed (warning shots in front of the vehicle; disabling shots into the engine compartment of the vehicle; lethal shots were focused at the drivers side of the vehicle); the cease fire order was given once the vehicle was disabled and came to a complete stop.
- c) The unit controlled fires, assessed the situation, and immediately rendered necessary aid and assistance to the occupants of the vehicle. Their response was immediate and disciplined, particularly the actions to provide medical attention and MEDEVAC.

5. RECOMMENDATION.

- a) The following recommendations may not have prevented the incident from occurring however, they will at a minimum further restrict the accessibility of the FOB through the entry control point:
 - a. The use of a blocking vehicle (as a minimum) to prevent the current un-obstructed ability to enter within the confines of the FOB. Current operations of the FOB does not include the use of some form of physical obstruction to prevent unauthorized access into FOB [REDACTED]'s perimeter.
 - b. Emplacement of Jersey barriers. Emplace Jersey barriers throughout the entry control point requiring both in-bound and out-bound FOB traffic to negotiate a series of right hand and chicane turns. Requiring the vehicles negotiating the series of turns to slow their speed when inside the entry control point.

SUBJECT: AR 15-6, BCT No.: 05-96 (Shooting of Local National at Entry Control Point, Forward Operating Base [REDACTED], [REDACTED], Iraq)

- c. Emplace / post additional signs (reflective) of warning and directing the direction of civilian traffic.

Exhibits.

- (1) 15-6 Appointment Orders
- (2) Timeline of events
- (3) Sworn Statements
- (4) Graphic representation of the incident (Story Board)
- (5) Photos of FOB [REDACTED]'s Southern ECP
- (6) Photos of the vehicle

[REDACTED]
MAJ, AR
2-70 AR XO

5
FOUO

15910



DEPARTMENT OF THE ARMY
HEADQUARTERS, 256th BRIGADE COMBAT TEAM
CAMP [REDACTED], IRAQ
APO AE 09326

S: 19 March 2005

FIVA-256BCT-SJA

16 March 2005

MEMORANDUM FOR Major [REDACTED], 2/70 Armor

SUBJECT: Appointment of AR 15-6 Investigating Officer
Shooting of LN: 151830MAR05 at ECP, FOB [REDACTED]
256 BCT No.: 05-96

1. You are hereby appointed Investigating Officer pursuant to AR 15-6 to conduct an informal investigation into the shooting of a local national vehicle that resulted in 3 KIA and 5 WIA. This occurred in the vicinity of the ECP at FOB [REDACTED]. You should rely on your military knowledge and experience when ascertaining the facts relative to the investigation and in the framing of your recommendations.
2. In your investigation, all witness statements will be sworn and provided on DA Form 2823, Sworn Statement.
3. All interviewees suspected of possible Uniform Code of Military Justice violations will execute DA Form 3881, Rights Warning Procedure/Waiver Certificate.
4. Submit your findings and recommendations on DA Form 1574 to this headquarters within 72 hours. Your findings should include a comprehensive and chronological description of events as well as your understanding of why the incident occurred. Recommendations should include but not be limited to corrective actions designed to prevent future occurrences of the same or similar incidents. In the event your recommendations include disciplinary action, do not recommend specific levels of disposition or punishments.
5. While investigating this incident, if sensitive items were lost, damaged or destroyed, you will also be the survey officer for the Report of Survey on this incident. Your investigation will be the basis for the survey. POC for this action is MSG [REDACTED] at DSN [REDACTED] or e-mail at [REDACTED]@us.army.mil.
6. At the conclusion of your investigation, you will submit your DA Form 1574 and all exhibits to the Staff Judge Advocate for legal review.

for [REDACTED], MSG
BG, US Army
Commanding

TIMELINE OF EVENTS

- 151826MAR05 – Task Force 2-70 Armor TOC receives an initial SPOTREP stating A/1-41 Infantry was in direct fire contact.
- 151836MAR05 – Task Force 2-70 Armor TOC receives an updated SPOTREP from A/1-41 Infantry of having engaged a civilian vehicle with direct fire (Small Arms) that drove through the entry control point at a high rate of speed.
- 151846MAR05 – Task Force 2-70 Armor TOC receives an updated SPOTREP. A civilian vehicle had approached their southern entry control point at a high rate of speed. The guard at the gate fired a single (1) warning shot into the deck to signal the vehicle to stop. The vehicle continued towards the gate at a high rate of speed. The guard then fired a burst into the hood of the vehicle and it continued to approach at a high rate of speed. The vehicle then crossed the lethal trigger line at the same rate of speed. Once past the lethal trigger line, and having executed proper escalation of force, the guard perceived the vehicle as being hostile and engaged with a lethal killing burst into the cab of the vehicle.
- 151855MAR05 – [REDACTED] calls [REDACTED] notifying that upon further inspection of the vehicle. The vehicle was not a VBIED threat, and immediately began assessing Iraqi casualties and rendering medical aid.
- 151857MAR05 – [REDACTED] requests air MEDEVAC through [REDACTED]. Initial report was (3) IZ- KIA, and (4) IZ – WIA.
- 151902MAR05 – Task Force 2-70 Armor TOC calls [REDACTED] advising that MEDEVAC will evacuate IZ women and children and recommends working a 9-line MEDEVAC for injured IZ's. [REDACTED] updates report of (1) IZ KIA, (5) IZ WIA, and (1) uninjured IZ.
- 151904MAR05 – [REDACTED] transmits 9-line MEDEVAC to Task Force 2-70 Armor TOC via. FM radio.
- 151906MAR05 – Task Force 2-70 Armor TOC calls [REDACTED] and relays 9-line MEDEVAC.
- 151919MAR05 – A/1-41 IN reports "wheels down" of MEDEVAC.
- 151925MAR05 – A/1-41 IN reports departure of MEDEVAC.
- 151938MAR05 – A/1-41 IN reports that they are coordinating the turn over of the uninjured (2) year old female to the IA.

- 151944MAR05 – [REDACTED] calls VOIP with following update: A green Saturn body style vehicle approached the Northern gate of FOB [REDACTED] ([REDACTED]) at a high rate of speed. The guard fired (2) warning shots into the ground in front of the vehicle and off to the side. The vehicle continued to approach the gate at a high rate of speed and did not make any attempt to slow their rate of travel. The guard then fired (1) shot into the hood of the vehicle. The vehicle continued past the serpentine at a high rate of speed. The vehicle continued towards the gate passing the trigger line. The guards then perceived the vehicle as hostile and engaged the vehicle with killing bursts into the cab with M240 and M249. After a cease fire, the guards observed the vehicle with optics to determine if the vehicle was a VBIED. Initial observation of the vehicle was that it was riding low on its shocks, and had the appearance of a VBIED. Initial decision was to contact EOD; however, after further evaluation they observed children standing in the vehicle. Guards then approached the vehicle to further evaluate the situation. Upon further review the guards determined the vehicle was not a threat and immediately began treating the injured IZ's. There was a total of (9) passengers in the vehicle ((3) adult males – ages unknown, (1) adult female – age unknown, (4) female children – between the ages of (2) – (8), (1) male child – aprox. (5) years old). (1) adult male was KIA, (2) adult males WIA, (1) adult female KIA, (1) female child KIA, (2) female children WIA, (1) female child uninjured, (1) male child WIA.
- 152203MAR05 - Task Force Commander dispatches the Task Force Executive Officer to Forward Operating Base [REDACTED] to conduct preliminary inquiry into the incident.

SWORN STATEMENT

For use of this form, see AR 190-45; the proponent agency is ODCSOPS

PRIVACY ACT STATEMENT

AUTHORITY: Title 10 USC Section 301; Title 5 USC Section 2951; E.O. 9397 dated November 22, 1943 (SSN).
PRINCIPAL PURPOSE: To provide commanders and law enforcement officials with means by which information may be accurately
ROUTINE USES: Your social security number is used as an additional/alternate means of identification to facilitate filing and retrieval.
DISCLOSURE: Disclosure of your social security number is voluntary.

1. LOCATION [REDACTED]	2. DATE (YYYYMMDD) 20050315	3. TIME 2313	4. FILE NUMBER
5. LAST NAME, FIRST NAME, MIDDLE NAME [REDACTED]	6. SSN [REDACTED]	7. GRADE/STATUS E-4/active	
8. ORGANIZATION OR ADDRESS A Co. 1-41 IN FOB [REDACTED], Iraq			

9. I, [REDACTED], WANT TO MAKE THE FOLLOWING STATEMENT UNDER OATH:

At around 1820, myself, PFC [REDACTED] and PV2 [REDACTED] were on Fob security on top of the CP building. PFC [REDACTED] was on the m240B position facing east. PV2 [REDACTED] was on the m16 position facing west. Me being the team leader was currently checking on the west position when PFC [REDACTED] had called on the radio for me to come to his position at the m240. As I was walking over there I noticed that he was watching a car speeding through the gate. I quickly ran over and fired 2 warning shots, one into the ground directly in front of the car. It didn't stop. I fired a second warning shot into the grill of the car. It still did not stop. It continued speeding without braking and that's when I told PFC [REDACTED] to engage

10. EXHIBIT	11. INITIALS OF PERSON MAKING STATEMENT [REDACTED]	PAGE 1 OF 2 PAGES
-------------	---	-------------------

ADDITIONAL PAGES MUST CONTAIN THE HEADING "STATEMENT _____ TAKEN AT _____ DATED _____"

THE BOTTOM OF EACH ADDITIONAL PAGE MUST BEAR THE INITIALS OF THE PERSON MAKING THE STATEMENT, AND PAGE NUMBER MUST BE INDICATED.

STATEMENT OF [REDACTED] TAKEN AT _____ DATED 15 MAR 05

9. STATEMENT (Continued)

the vehicle with his M240B. After my 2 warning shots, PFC [REDACTED] calls the SOG and informs him that a car was inside the compound. We then fire both of our weapons to suppress and stop the vehicle until the vehicle was disabled and our XO, CAPT. [REDACTED] calls for cease-fire. We stop firing and continue to pull security on the area until it is secure. The vehicle was traveling fast with no lights on during dusk and we both felt threatened.

nothing follows

INITIALS OF PERSON MAKING STATEMENT [REDACTED]

PAGE 2 OF 2 PAGES

STATEMENT OF [REDACTED] TAKEN AT _____ DATED 15 MAR 05

9. STATEMENT (Continued)

nothing follows

AFFIDAVIT

I, [REDACTED], HAVE READ OR HAVE HAD READ TO ME THIS STATEMENT WHICH BEGINS ON PAGE 1, AND ENDS ON PAGE 2. I FULLY UNDERSTAND THE CONTENTS OF THE ENTIRE STATEMENT MADE BY ME. THE STATEMENT IS TRUE. I HAVE INITIALED ALL CORRECTIONS AND HAVE INITIALED THE BOTTOM OF EACH PAGE CONTAINING THE STATEMENT. I HAVE MADE THIS STATEMENT FREELY WITHOUT HOPE OF BENEFIT OR REWARD, WITHOUT THREAT OF PUNISHMENT, AND WITHOUT COERCION, UNLAWFUL INFLUENCE, OR UNLAWFUL INDUCEMENT.

[REDACTED]
(Signature of Person Making Statement)

WITNESSES:

Subscribed and sworn to before me, a person authorized by law to administer oaths, this _____ day of _____, _____ at _____

ORGANIZATION OR ADDRESS

(Signature of Person Administering Oath)

ORGANIZATION OR ADDRESS

(Typed Name of Person Administering Oath)

(Authority To Administer Oaths)

INITIALS OF PERSON MAKING STATEMENT

PAGE 2 OF 2 PAGES

SWORN STATEMENT

For use of this form, see AR 190-45; the proponent agency is ODCSOPS

PRIVACY ACT STATEMENT

AUTHORITY: Title 10 USC Section 301; Title 5 USC Section 2951; E.O. 9397 dated November 22, 1943 (SSN).
PRINCIPAL PURPOSE: To provide commanders and law enforcement officials with means by which information may be accurately
ROUTINE USES: Your social security number is used as an additional/alternate means of identification to facilitate filing and retrieval.
DISCLOSURE: Disclosure of your social security number is voluntary.

1. LOCATION FOB [REDACTED] Iraq	2. DATE (YYYYMMDD) 2005/03/15	3. TIME 2315	4. FILE NUMBER
5. LAST NAME, FIRST NAME, MIDDLE NAME [REDACTED]	6. SSN [REDACTED]	7. GRADE/STATUS E-3/Active	
8. ORGANIZATION OR ADDRESS A Co, 1-41 INF			

9. I, [REDACTED], WANT TO MAKE THE FOLLOWING STATEMENT UNDER OATH:

On 15Mar05 at or around 1830, I was on roof guard and noticed a car speeding down [REDACTED] towards the FOB. The car passed the first cone where it was supposed to turn approximately grid [REDACTED]. I then radioed to my team leader to come help with the situation. The whole time the car was coming it made no effort to stop. The car was still moving at a high rate of speed when it passed the sign that stated "Deadly force authorized, no civilian traffic". SPC [REDACTED] I then fired a warning shots at the ground ahead of the car then one at the grill of the car. I fired my disabling M240B burst into the engine as the car was coming around the Hesco baskets. The vehicle did not stop so I fired killing bursts into the driver side window. I fired until the cease fire was called and the threat had been stopped.

Nothing Follows

10. EXHIBIT	11. INITIALS OF PERSON MAKING STATEMENT [REDACTED]	PAGE 1 OF 2 PAGES
ADDITIONAL PAGES MUST CONTAIN THE HEADING "STATEMENT" TAKEN AT DATED		
THE BOTTOM OF EACH ADDITIONAL PAGE MUST BEAR THE INITIALS OF THE PERSON MAKING THE STATEMENT, AND PAGE NUMBER MUST BE BE INDICATED.		

STATEMENT OF [REDACTED]

TAKEN AT

FORB [REDACTED]

DATED

15 Mar 05

9. STATEMENT (Continued)

Nothing Follows

AFFIDAVIT

I, [REDACTED], HAVE READ OR HAVE HAD READ TO ME THIS STATEMENT WHICH BEGINS ON PAGE 1, AND ENDS ON PAGE 2. I FULLY UNDERSTAND THE CONTENTS OF THE ENTIRE STATEMENT MADE BY ME. THE STATEMENT IS TRUE. I HAVE INITIALED ALL CORRECTIONS AND HAVE INITIALED THE BOTTOM OF EACH PAGE CONTAINING THE STATEMENT. I HAVE MADE THIS STATEMENT FREELY WITHOUT HOPE OF BENEFIT OR REWARD, WITHOUT THREAT OF PUNISHMENT, AND WITHOUT COERCION, UNLAWFUL INFLUENCE, OR UNLAWFUL INDUCEMENT.

[REDACTED]
(Signature of Person Making Statement)

WITNESSES:

[REDACTED]
[REDACTED]
A Co 1-41 INF 2nd PLT
ORGANIZATION OR ADDRESS

[REDACTED]
[REDACTED]
A Co 1-41 IN SSG
ORGANIZATION OR ADDRESS

Subscribed and sworn to before me, a person authorized by law to administer oaths, this 15 day of MARCH, 2005 at FORB [REDACTED] Iraq

[REDACTED] ILT, IN
(Signature of Person Administering Oath)

[REDACTED]
(Typed Name of Person Administering Oath)

ILT, IN, US Army

(Authority To Administer Oaths)

INITIALS OF PERSON MAKING STATEMENT
[REDACTED]

PAGE 2 OF 2 PAGES

SWORN STATEMENT.

For use of this form, see AR 190-45; the proponent agency is ODCSOPS

PRIVACY ACT STATEMENT

AUTHORITY: Title 10 USC Section 301; Title 5 USC Section 2951; E.O. 9397 dated November 22, 1943 (SSN).
PRINCIPAL PURPOSE: To provide commanders and law enforcement officials with means by which information may be accurately
ROUTINE USES: Your social security number is used as an additional/alternate means of identification to facilitate filing and retrieval.
DISCLOSURE: Disclosure of your social security number is voluntary.

1. LOCATION FOB [REDACTED], Iraq	2. DATE (YYYYMMDD) 2005 03 15	3. TIME 23:58	4. FILE NUMBER
5. LAST NAME, FIRST NAME, MIDDLE NAME [REDACTED]	6. SSN [REDACTED]	7. GRADE/STATUS O3 / Active	
8. ORGANIZATION OR ADDRESS A C = 1/41 Infantry			

9. I, [REDACTED], WANT TO MAKE THE FOLLOWING STATEMENT UNDER OATH:

At approximately 1830 I was eating supper with my officers when I heard a shot fired from the roof of the CP building. There was a gap of a couple seconds when I heard a second shot. I ran to my room to get my gear when I heard a burst of automatic weapons fire. I ran upstairs all the while hearing more firing. When I got to the roof top (Tower 2) I saw the green sedan that was 50m or more past the Serpentine (HESCO). I fired five rounds into the driver's side window. There was about 9 personnel on the roof when I called cease fire. Each man echoed "cease fire" in accordance with the company SOP. Control of fires was managed by SFC [REDACTED] and SFC [REDACTED]. Fires were oriented on the driver's side window. After "cease fire" we the SCG began consolidation of the guard force. We dispatched a squad plus to secure casualties after examining the car with optics and confirming it was not a threat.

10. EXHIBIT

11. INITIALS OF PERSON MAKING STATEMENT

PAGE 1 OF _____ PAGES

ADDITIONAL PAGES MUST CONTAIN THE HEADING "STATEMENT _____ TAKEN AT _____ DATED _____"

THE BOTTOM OF EACH ADDITIONAL PAGE MUST BEAR THE INITIALS OF THE PERSON MAKING THE STATEMENT, AND PAGE NUMBER MUST BE INDICATED.

USE THIS PAGE IF NEEDED. IF THIS PAGE IS NOT NEEDED, PLEASE PROCEED TO FINAL PAGE OF THIS FORM.

STATEMENT OF [REDACTED] TAKEN AT FOR [REDACTED] DATED 152358 Mar 05

9. STATEMENT (Continued)

[REDACTED]

[REDACTED]

[REDACTED]

[REDACTED]

INITIALS OF PERSON MAKING STATEMENT [REDACTED]

STATEMENT OF [REDACTED] TAKEN AT Feb [REDACTED] DATED 1523:58 Mar 05

9. STATEMENT (Continued)

[REDACTED]

AFFIDAVIT

I, [REDACTED], HAVE READ OR HAVE HAD READ TO ME THIS STATEMENT WHICH BEGINS ON PAGE 1, AND ENDS ON PAGE 1. I FULLY UNDERSTAND THE CONTENTS OF THE ENTIRE STATEMENT MADE BY ME. THE STATEMENT IS TRUE. I HAVE INITIALED ALL CORRECTIONS AND HAVE INITIALED THE BOTTOM OF EACH PAGE CONTAINING THE STATEMENT. I HAVE MADE THIS STATEMENT FREELY WITHOUT HOPE OF BENEFIT OR REWARD, WITHOUT THREAT OF PUNISHMENT, AND WITHOUT COERCION, UNLAWFUL INFLUENCE, OR UNLAWFUL INDUCEMENT.

[REDACTED]
(Signature of Person Making Statement)

WITNESSES:

Subscribed and sworn to before me, a person authorized by law to administer oaths, this _____ day of _____, _____ at _____

ORGANIZATION OR ADDRESS

[REDACTED]
(Signature of Person Administering Oath)

[REDACTED]
(Typed Name of Person Administering Oath)

ORGANIZATION OR ADDRESS

[REDACTED]
(Authority To Administer Oaths)

INITIALS OF PERSON MAKING STATEMENT

PAGE OF PAGES

SWORN STATEMENT

For use of this form, see AR 190-45; the proponent agency is ODCSOPS

PRIVACY ACT STATEMENT

AUTHORITY: Title 10 USC Section 301; Title 5 USC Section 2951; E.O. 9397 dated November 22, 1943 (SSN).
PRINCIPAL PURPOSE: To provide commanders and law enforcement officials with means by which information may be accurately
ROUTINE USES: Your social security number is used as an additional/alternate means of identification to facilitate filing and retrieval.
DISCLOSURE: Disclosure of your social security number is voluntary.

1. LOCATION 1000 [REDACTED] Is24 2. DATE (YYYYMMDD) 20080315 3. TIME 2315 4. FILE NUMBER
 5. LAST NAME, FIRST NAME, MIDDLE NAME [REDACTED] 6. SSN [REDACTED] 7. GRADE/STATUS 02 / AD
 8. ORGANIZATION OR ADDRESS 3rd PL, Alpha2 company, 1-41 IN, TF 2-70 AR, 3BCT, 1 AD

9. I, 1LT [REDACTED] (DUSK), WANT TO MAKE THE FOLLOWING STATEMENT UNDER OATH:
 At approx. 1832-1835 I heard warning shots as I sat pulling TOL watch. After a good, delayed pause, I heard a burst of automatic weapons fire. I grabbed my gear and headed to the second floor to observe. The vehicle was moving long enough for me to turn on my M60 optic, take aim and fire 7 shots at the driver's side window until the vehicle stopped. I ceased fired, went back to the TOL and stood by for casualties so that I could assist in the 9 line MED EVAC. The 1SG called in the 9 line and I ran out to the LZ to mark the LZ with IR chem lights, came back to the TOL, finished up the 9 line and waited.

10. EXHIBIT

11. INITIALS OF PERSON MAKING STATEMENT

PAGE 1 OF 1 PAGES

ADDITIONAL PAGES MUST CONTAIN THE HEADING "STATEMENT" TAKEN AT DATED

THE BOTTOM OF EACH ADDITIONAL PAGE MUST BEAR THE INITIALS OF THE PERSON MAKING THE STATEMENT, AND PAGE NUMBER MUST BE INDICATED.

USE THIS PAGE IF NEEDED. IF THIS PAGE IS NOT NEEDED, PLEASE PROCEED TO FINAL PAGE OF THIS FORM.

STATEMENT OF LG [REDACTED] TAKEN AT FoD [REDACTED] DATED 2008 03 15

9. STATEMENT (Continued)

[REDACTED]

[REDACTED]

[REDACTED]

[REDACTED]

INITIALS OF PERSON MAKING STATEMENT

[REDACTED]

PAGE | OF | PAGES

STATEMENT OF 1LT [REDACTED] TAKEN AT POB [REDACTED] DATED 2005 03 15

9. STATEMENT (Continued)

[REDACTED]

AFFIDAVIT

I, 1LT [REDACTED], HAVE READ OR HAVE HAD READ TO ME THIS STATEMENT WHICH BEGINS ON PAGE 1, AND ENDS ON PAGE 1. I FULLY UNDERSTAND THE CONTENTS OF THE ENTIRE STATEMENT MADE BY ME. THE STATEMENT IS TRUE. I HAVE INITIALED ALL CORRECTIONS AND HAVE INITIALED THE BOTTOM OF EACH PAGE CONTAINING THE STATEMENT. I HAVE MADE THIS STATEMENT FREELY WITHOUT HOPE OF BENEFIT OR REWARD, WITHOUT THREAT OF PUNISHMENT, AND WITHOUT COERCION, UNLAWFUL INFLUENCE, OR UNLAWFUL INDUCEMENT.

[REDACTED] 1LT IN
(Signature of Person Making Statement)

WITNESSES:

Subscribed and sworn to before me, a person authorized by law to administer oaths, this _____ day of _____, _____ at _____

ORGANIZATION OR ADDRESS

(Signature of Person Administering Oath)

(Typed Name of Person Administering Oath)

ORGANIZATION OR ADDRESS

(Authority To Administer Oaths)

INITIALS OF PERSON MAKING STATEMENT [REDACTED]

PAGE 1 OF 1 PAGES

SWORN STATEMENT

For use of this form, see AR 190-45; the proponent agency is ODCSOPS

PRIVACY ACT STATEMENT

AUTHORITY: Title 10 USC Section 301; Title 5 USC Section 2951; E.O. 9397 dated November 22, 1943 (SSN).
PRINCIPAL PURPOSE: To provide commanders and law enforcement officials with means by which information may be accurately
ROUTINE USES: Your social security number is used as an additional/alternate means of identification to facilitate filing and retrieval.
DISCLOSURE: Disclosure of your social security number is voluntary.

1. LOCATION FOB [REDACTED] IRAR	2. DATE (YYYYMMDD) 2005 MARCH 15	3. TIME 2038	4. FILE NUMBER
5. LAST NAME, FIRST NAME, MIDDLE NAME [REDACTED]	6. SSN [REDACTED]	7. GRADE/STATUS E-5	
8. ORGANIZATION OR ADDRESS A-1-41 108			

9. I, [REDACTED], WANT TO MAKE THE FOLLOWING STATEMENT UNDER OATH:

ON 15-MARCH AT ABOUT 18:30 I HEARD 2 SINGLE SHOTS WARNING SHOTS
AFTER A FEW SECONDS. I HEARD THE 240B FIRE I RAN UPSTAIRS TO THE
ROOF AND SAW A BLUE VEHICLE MOVING THROUGH THE HESCO BARRIERS I THEN
ENGAGED THE VEHICLE UNTIL IT STOPPED. THEY CALLED A SEIZURE FIRE
AND EVERYONE STOP FIRING. I THEN WENT DOWN STAIRS TO HELP
WITH THE WOUNDED.

10. EXHIBIT

11. INITIALS OF PERSON MAKING STATEMENT
[REDACTED]

PAGE 1 OF 1 PAGES

ADDITIONAL PAGES MUST CONTAIN THE HEADING "STATEMENT _____ TAKEN AT _____ DATED _____"

THE BOTTOM OF EACH ADDITIONAL PAGE MUST BEAR THE INITIALS OF THE PERSON MAKING THE STATEMENT, AND PAGE NUMBER MUST BE INDICATED.

USE THIS PAGE IF NEEDED. IF THIS PAGE IS NOT NEEDED, PLEASE PROCEED TO FINAL PAGE OF THIS FORM.

STATEMENT OF [REDACTED] TAKEN AT [REDACTED] DATED 15-MARCH-09

9. STATEMENT (Continued)

[REDACTED]
[REDACTED]
[REDACTED]
[REDACTED]

INITIALS OF PERSON MAKING STATEMENT [REDACTED]

STATEMENT OF [REDACTED] TAKEN AT [REDACTED] DATED 15-MAR-05

9. STATEMENT (Continued)

[REDACTED]

AFFIDAVIT

I, [REDACTED], HAVE READ OR HAVE HAD READ TO ME THIS STATEMENT WHICH BEGINS ON PAGE 1, AND ENDS ON PAGE 1. I FULLY UNDERSTAND THE CONTENTS OF THE ENTIRE STATEMENT MADE BY ME. THE STATEMENT IS TRUE. I HAVE INITIALED ALL CORRECTIONS AND HAVE INITIALED THE BOTTOM OF EACH PAGE CONTAINING THE STATEMENT. I HAVE MADE THIS STATEMENT FREELY WITHOUT COERCION, UNLAWFUL INFLUENCE, OR REWARD, WITHOUT THREAT OF PUNISHMENT, AND WITHOUT COERCION, UNLAWFUL INFLUENCE, OR REWARD.

[REDACTED]
(Signature of Person Making Statement)

WITNESSES:

ORGANIZATION OR ADDRESS

ORGANIZATION OR ADDRESS

Subscribed and sworn to before me, a person authorized by law to administer oaths, this 5th day of MAR, 2005 at FDI [REDACTED]

[REDACTED]
(Signature of Person Administering Oath)

CPT [REDACTED]
(Typed Name of Person Administering Oath)
[Signature]
(Authority To Administer Oaths)

INITIALS OF PERSON MAKING STATEMENT [REDACTED]

SWORN STATEMENT

For use of this form, see AR 190-45; the proponent agency is ODCSOPS

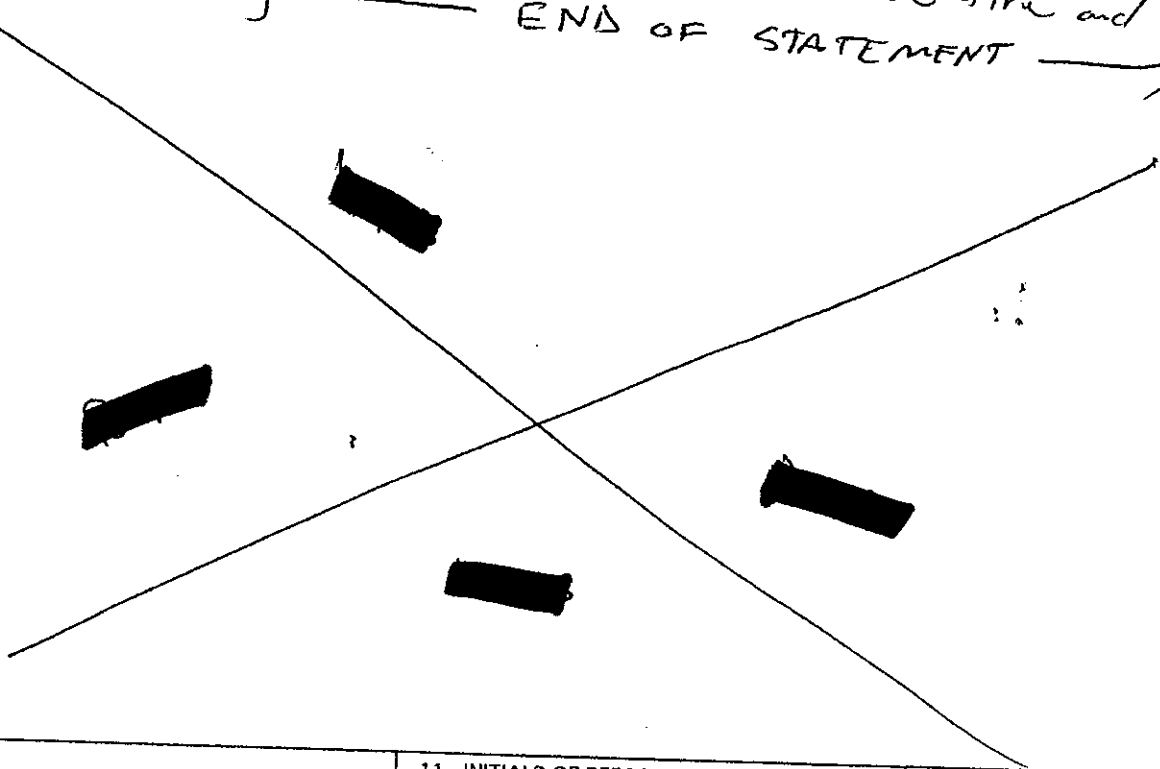
PRIVACY ACT STATEMENT

AUTHORITY: Title 10 USC Section 301; Title 5 USC Section 2951; E.O. 9397 dated November 22, 1943 (SSN).
 PRINCIPAL PURPOSE: To provide commanders and law enforcement officials with means by which information may be accurately
 ROUTINE USES: Your social security number is used as an additional/alternate means of identification to facilitate filing and retrieval.
 DISCLOSURE: Disclosure of your social security number is voluntary.

1. LOCATION FoB [REDACTED] Iraq	2. DATE (YYYYMMDD) 2005 03 15	3. [REDACTED]	4. FILE NUMBER [REDACTED]
5. LAST NAME, FIRST NAME, MIDDLE NAME [REDACTED]	6. SSN [REDACTED]	7. GRADE/STATUS E-4	
8. ORGANIZATION OR ADDRESS ACO 1-41 IN			

9. I, SPC. [REDACTED] WANT TO MAKE THE FOLLOWING STATEMENT UNDER OATH:

that on 15 of March 2005 there was a car
 that ran the stop sign and pass the hesco barrier that's
 when I ran, up stairs and helped w/ suppressive
 fire. I was aiming at the driver side trying to
 stop the vehicle from going any farther than it already
 made. It stopped and everyone called cease fire and
 I stopped firing. ————— END OF STATEMENT —————



10. EXHIBIT	11. INITIALS OF PERSON MAKING STATEMENT [REDACTED]	PAGE 1 OF 1 PAGES
-------------	---	-------------------

ADDITIONAL PAGES MUST CONTAIN THE HEADING "STATEMENT" TAKEN AT DATED
 THE BOTTOM OF EACH ADDITIONAL PAGE MUST BEAR THE INITIALS OF THE PERSON MAKING THE STATEMENT, AND PAGE NUMBER
 MUST BE BE INDICATED.

USE THIS PAGE IF NEEDED. IF THIS PAGE IS NOT NEEDED, PLEASE PROCEED TO FINAL PAGE OF THIS FORM.

STATEMENT OF _____ TAKEN AT _____ DATED _____

9. STATEMENT (Continued)

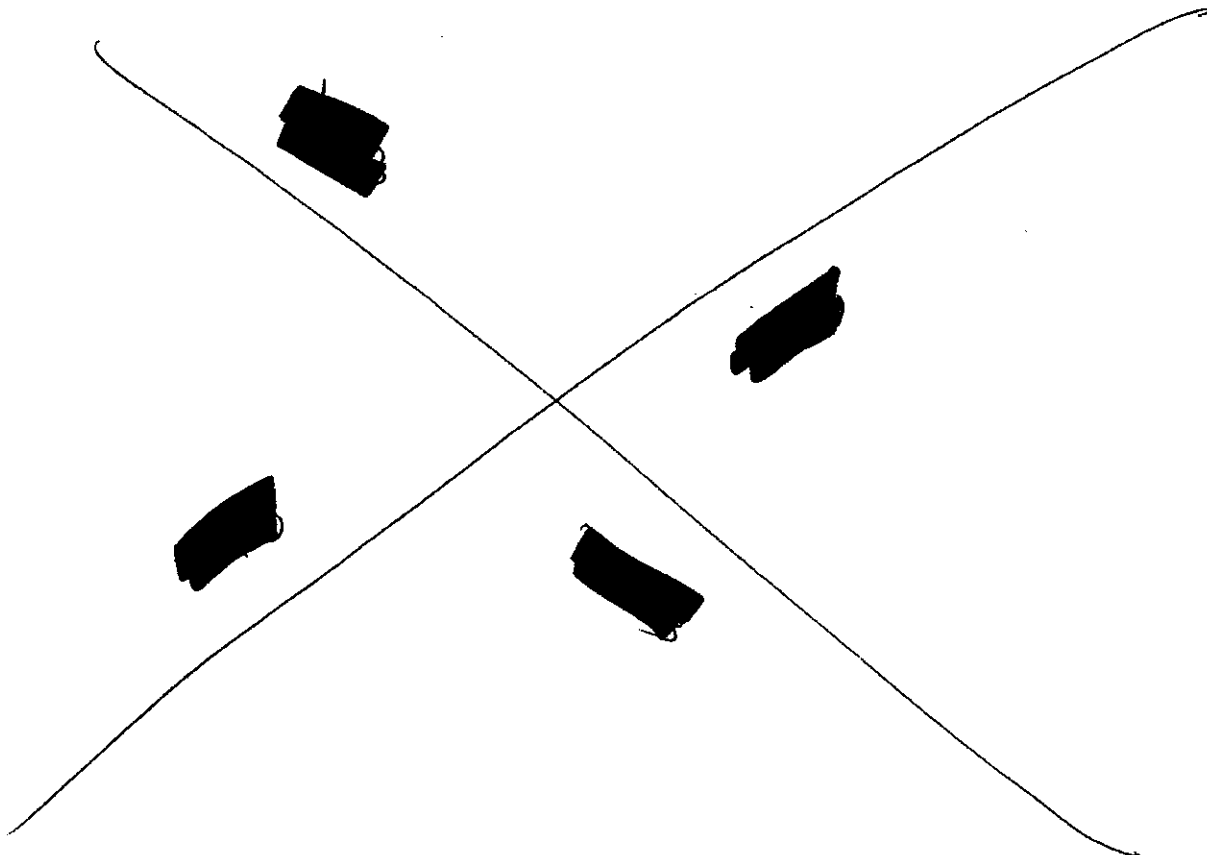


INITIALS OF PERSON MAKING STATEMENT

PAGE OF PAGES

STATEMENT OF _____ TAKEN AT _____ DATED _____

9. STATEMENT (Continued)



AFFIDAVIT

I, SPC. [REDACTED], HAVE READ OR HAVE HAD READ TO ME THIS STATEMENT WHICH BEGINS ON PAGE 1, AND ENDS ON PAGE 1. I FULLY UNDERSTAND THE CONTENTS OF THE ENTIRE STATEMENT MADE BY ME. THE STATEMENT IS TRUE. I HAVE INITIALED ALL CORRECTIONS AND HAVE INITIALED THE BOTTOM OF EACH PAGE CONTAINING THE STATEMENT. I HAVE MADE THIS STATEMENT FREELY WITHOUT HOPE OF BENEFIT OR REWARD, WITHOUT THREAT OF PUNISHMENT, AND WITHOUT COERCION, UNLAWFUL INFLUENCE, OR UNLAWFUL INDUCEMENT.

[REDACTED]
(Signature of Person Making Statement)

WITNESSES:

Subscribed and sworn to before me, a person authorized by law to administer oaths, this _____ day of _____, _____ at _____

ORGANIZATION OR ADDRESS

(Signature of Person Administering Oath)

(Typed Name of Person Administering Oath)

ORGANIZATION OR ADDRESS

(Authority To Administer Oaths)

INITIALS OF PERSON MAKING STATEMENT
[REDACTED]

PAGE 1 OF 1 PAGES

SWORN STATEMENT

For use of this form, see AR 190-45; the proponent agency is ODCSOPS

PRIVACY ACT STATEMENT

AUTHORITY: Title 10 USC Section 301; Title 5 USC Section 2951; E.O. 9397 dated November 22, 1943 (SSN).
PRINCIPAL PURPOSE: To provide commanders and law enforcement officials with means by which information may be accurately
ROUTINE USES: Your social security number is used as an additional/alternate means of identification to facilitate filing and retrieval.
DISCLOSURE: Disclosure of your social security number is voluntary.

1. LOCATION FOB [REDACTED]	2. DATE (YYYYMMDD) 20050315	3. TIME 2315	4. FILE NUMBER
5. LAST NAME, FIRST NAME, MIDDLE NAME [REDACTED]	6. SSN [REDACTED]	7. GRADE/STATUS 03	
8. ORGANIZATION OR ADDRESS A Co 1-41 IN, [REDACTED] 3 BCT 1 AA, FLAR			

I, [REDACTED], WANT TO MAKE THE FOLLOWING STATEMENT UNDER OATH:

While eating dinner at approximately 1830 on 15 MAR 05, I heard warning shots (2 of them) coming from the roof of my FOB. I immediately grabbed my rifle and headed to the roof. As I was going up the stairs I heard another 2 shots and I assumed the guards were aiming to disable the vehicle. Upon reaching the roof I noticed the guards had begun to fire on what I assumed to be a vehicle. As I reached their (guards) position I saw the vehicle the guards were firing at and I began to engage the driver with my rifle. After the vehicle stopped I called for a cease-fire.

After everyone stopped firing a Squad of 4 → can't

10. EXHIBIT	11. INITIALS OF PERSON MAKING STATEMENT [REDACTED]	PAGE 1 OF 2 PAGES
-------------	---	-------------------

ADDITIONAL PAGES MUST CONTAIN THE HEADING "STATEMENT _____ TAKEN AT _____ DATED _____"

THE BOTTOM OF EACH ADDITIONAL PAGE MUST BEAR THE INITIALS OF THE PERSON MAKING THE STATEMENT, AND PAGE NUMBER MUST BE INDICATED.

USE THIS PAGE IF NEEDED. IF THIS PAGE IS NOT NEEDED, PLEASE PROCEED TO FINAL PAGE OF THIS FORM.

STATEMENT OF _____ TAKEN AT _____ DATED _____

9. STATEMENT (Continued)

*Note: didn't use this page -
See ~~page~~ next page for
remainder of statement.*

[REDACTED]

[REDACTED]

[REDACTED]

[REDACTED]

INITIALS OF PERSON MAKING STATEMENT

STATEMENT OF

CPT [REDACTED]

TAKEN AT

FEB [REDACTED]

DATED

15 MAR 05

9. STATEMENT (Continued)

cont: infantry approached the vehicle and discovered multiple casualties. I then went to the scene and proceeded to assist and organize the medical evacuation. — end of statement — nothing follows

AFFIDAVIT

I, [REDACTED], HAVE READ OR HAVE HAD READ TO ME THIS STATEMENT WHICH BEGINS ON PAGE 1, AND ENDS ON PAGE 2. I FULLY UNDERSTAND THE CONTENTS OF THE ENTIRE STATEMENT MADE BY ME. THE STATEMENT IS TRUE. I HAVE INITIALED ALL CORRECTIONS AND HAVE INITIALED THE BOTTOM OF EACH PAGE CONTAINING THE STATEMENT. I HAVE MADE THIS STATEMENT FREELY WITHOUT HOPE OF BENEFIT OR REWARD, WITHOUT THREAT OF PUNISHMENT, AND WITHOUT COERCION, UNLAWFUL INFLUENCE, OR [REDACTED]

(Signature of Person Making Statement)

WITNESSES:

Subscribed and sworn to before me, a person authorized by law to administer oaths, this _____ day of _____, _____ at _____

ORGANIZATION OR ADDRESS

(Signature of Person Administering Oath)

(Typed Name of Person Administering Oath)

ORGANIZATION OR ADDRESS

(Authority To Administer Oaths)

INITIALS OF PERSON MAKING STATEMENT

PAGE 2 OF 2 PAGES

SWORN STATEMENT

For use of this form, see AR 190-45; the proponent agency is ODCSOPS

PRIVACY ACT STATEMENT

AUTHORITY: Title 10 USC Section 301; Title 5 USC Section 2951; E.O. 9397 dated November 22, 1943 (SSN).
PRINCIPAL PURPOSE: To provide commanders and law enforcement officials with means by which information may be accurately
ROUTINE USES: Your social security number is used as an additional/alternate means of identification to facilitate filing and retrieval.
DISCLOSURE: Disclosure of your social security number is voluntary.

1. LOCATION

2. DATE (YYYYMMDD)

3. TIME

4. FILE NUMBER

5. LAST NAME, FIRST NAME, MIDDLE NAME

6. SSN

7. GRADE/STATUS

8. ORGANIZATION OR ADDRESS

9.

I, [REDACTED], WANT TO MAKE THE FOLLOWING STATEMENT UNDER OATH:

At 1832 on 15 Mar 2005 while watching a movie in my room with the executive officer CPT [REDACTED] he heard a shot and asked me if I had heard it; I hadn't. Seconds later he told me he heard another shot, then I heard a burst of machine gun fire from the roof of the building I was staying in. CPT [REDACTED] And I threw on our body armor, grabbed our weapons and ran to the roof. Upon arriving I followed CPT [REDACTED] to the side of the roof that was firing. I took aim at the vehicle and fired around fifteen rounds into it until I heard a cease fire called. At which point I stopped firing, put my weapon on safe, and began to call out cease fire.

10. EXHIBIT

11. INITIALS [REDACTED] ON MAKING STATEMENT

PAGE 1 OF 3 PAGES

ADDITIONAL PAGES MUST CONTAIN THE HEADING "STATEMENT" TAKEN AT _____ DATED _____

THE BOTTOM OF EACH ADDITIONAL PAGE MUST BEAR THE INITIALS OF THE PERSON MAKING THE STATEMENT, AND PAGE NUMBER MUST BE INDICATED.

USE THIS PAGE IF NEEDED. IF THIS PAGE IS NOT NEEDED, PLEASE PROCEED TO FINAL PAGE OF THIS FORM.

STATEMENT OF 2LT [REDACTED] TAKEN AT FOB [REDACTED] DATED 151120MAR05

2. STATEMENT (Continued)

INITIALS OF PERSON MAKING STATEMENT [REDACTED]

STATEMENT OF 2LT [REDACTED] TAKEN AT Feb [REDACTED] DATED 15 1120 MAR 05

9. STATEMENT (Continued)

[REDACTED]

AFFIDAVIT

I, _____, HAVE READ OR HAVE HAD READ TO ME THIS STATEMENT WHICH BEGINS ON PAGE 1, AND ENDS ON PAGE _____. I FULLY UNDERSTAND THE CONTENTS OF THE ENTIRE STATEMENT MADE BY ME. THE STATEMENT IS TRUE. I HAVE INITIALED ALL CORRECTIONS AND HAVE INITIALED THE BOTTOM OF EACH PAGE CONTAINING THE STATEMENT. I HAVE MADE THIS STATEMENT FREELY WITHOUT COERCION, WITHOUT THREAT OF PUNISHMENT, AND WITHOUT COERCION, UNLAWFUL INFLUENCE, OR UNLAWFUL INDUCEMENT.

[REDACTED]
(Signature of Person Making Statement)

WITNESSES:

Subscribed and sworn to before me, a person authorized by law to administer oaths, this _____ day of _____, at _____

[REDACTED]
(Signature of Person Administering Oath)

ORGANIZATION OR ADDRESS

(Typed Name of Person Administering Oath)

ORGANIZATION OR ADDRESS

(Authority To Administer Oaths)

INITIALS OF PERSON MAKING STATEMENT [REDACTED]

PAGE OF PAGES

SWORN STATEMENT

For use of this form, see AR 190-45; the proponent agency is ODCSOPS

PRIVACY ACT STATEMENT

AUTHORITY: Title 10 USC Section 301; Title 5 USC Section 2951; E.O. 9397 dated November 22, 1943 (SSN).
PRINCIPAL PURPOSE: To provide commanders and law enforcement officials with means by which information may be accurately
ROUTINE USES: Your social security number is used as an additional/alternate means of identification to facilitate filing and retrieval.
DISCLOSURE: Disclosure of your social security number is voluntary.

1. LOCATION FOB [REDACTED], Iraq	2. DATE (YYYYMMDD) 20050315	3. TIME 23:15	4. FILE NUMBER
5. LAST NAME, FIRST NAME, MIDDLE NAME [REDACTED]	6. SSN [REDACTED]	7. GRADE/STATUS OI / Active	
8. ORGANIZATION OR ADDRESS A Co 1-41 INF, 2-70 AR BN, 3rd BCT, 1st AD			

I, [REDACTED], WANT TO MAKE THE FOLLOWING STATEMENT UNDER OATH:

I was originally in the company Tactical operation center. I heard someone call out that a vehicle was trying to get through the checkpoint in front of our FOB. I immediately grabbed my gear and ran to the second story balcony facing the checkpoint. This was around 18:30 and was pretty dark out already. As I was running up the stairs to the balcony I heard the first rounds from the [REDACTED]. I got into a good overwatch position as the [REDACTED] runner on the roof opened up on the car. The car was still in motion and I began to fire, aiming for the drivers side window. I fired roughly 7-8 rounds and quit firing when I heard cease fire. Immediately following cease fire I went down to the scene. The medics had already arrived and I assisted the medics in pulling the wounded out of the car and in any other way I could help. I was at the scene for approximately 15 minutes when I ascertained that my help was no longer needed.

Nothing Follows

10. EXHIBIT	11. INITIALS OF PERSON MAKING STATEMENT [REDACTED]	PAGE 1 OF 3 PAGES
-------------	---	-------------------

ADDITIONAL PAGES MUST CONTAIN THE HEADING "STATEMENT" TAKEN AT _____ DATED _____
 THE BOTTOM OF EACH ADDITIONAL PAGE MUST BEAR THE INITIALS OF THE PERSON MAKING THE STATEMENT, AND PAGE NUMBER MUST BE INDICATED.

USE THIS PAGE IF NEEDED. IF THIS PAGE IS NOT NEEDED, PLEASE PROCEED TO FINAL PAGE OF THIS FORM.

STATEMENT OF [REDACTED] TAKEN AT FO3 [REDACTED] DATED 15 MAR 2008

9. STATEMENT (Continued)

[REDACTED]
[REDACTED]
[REDACTED]
[REDACTED]

INITIALS OF PERSON MAKING STATEMENT

[REDACTED]

9. STATEMENT (Continued)

[REDACTED]

AFFIDAVIT

I, [REDACTED], HAVE READ OR HAVE HAD READ TO ME THIS STATEMENT WHICH BEGINS ON PAGE 1, AND ENDS ON PAGE 3. I FULLY UNDERSTAND THE CONTENTS OF THE ENTIRE STATEMENT MADE BY ME. THE STATEMENT IS TRUE. I HAVE INITIALED ALL CORRECTIONS AND HAVE INITIALED THE BOTTOM OF EACH PAGE CONTAINING THE STATEMENT. I HAVE MADE THIS STATEMENT FREELY WITHOUT HOPE OF BENEFIT OR REWARD, WITHOUT THREAT OF PUNISHMENT, AND WITHOUT COERCION, UNLAWFUL INFLUENCE, OR UNLAWFUL INDUCEMENT.

[REDACTED]
(Signature of Person Making Statement)

WITNESSES:

Subscribed and sworn to before me, a person authorized by law to administer oaths, this _____ day of _____, at _____

[REDACTED]
(Signature of Person Administering Oath)

[REDACTED]
(Typed Name of Person Administering Oath)

[REDACTED]
(Authority To Administer Oaths)

ORGANIZATION OR ADDRESS

ORGANIZATION OR ADDRESS

INITIALS OF PERSON MAKING STATEMENT

PAGE 3 OF 3 PAGES

SWORN STATEMENT

For use of this form, see AR 190-45; the proponent agency is ODCSOPS

PRIVACY ACT STATEMENT

AUTHORITY: Title 10 USC Section 301; Title 5 USC Section 2951; E.O. 9397 dated November 22, 1943 (SSN).
PRINCIPAL PURPOSE: To provide commanders and law enforcement officials with means by which information may be accurately
ROUTINE USES: Your social security number is used as an additional/alternate means of identification to facilitate filing and retrieval.
DISCLOSURE: Disclosure of your social security number is voluntary.

1. LOCATION	2. DATE (YYYYMMDD) 20050315	3. TIME 2315 HRS	4. FILE NUMBER
5. LAST NAME, FIRST NAME, MIDDLE NAME [REDACTED]	6. SSN [REDACTED]	7. GRADE/STATUS E-7 / AD	
8. ORGANIZATION OR ADDRESS			

9. I, [REDACTED] SFC, WANT TO MAKE THE FOLLOWING STATEMENT UNDER OATH:
 At approx. 1830 HRS after eating my dinner was outside the T.O.C. when I heard two shots coming from the roof of our Bldg. Then I heard a 6.9 Round burst from the 240 MB which my soldiers from 2nd platoon man. I run onto the roof of the BLDG to control fires from my Guards. Taking up a kneeling position beside of the 240 Gunner and AG. I fired 10ea controlled Pairs into the driver side of the moving car. Once the car was stopped and the threat was minimal I called a cease fire to my 240 MB and all soldiers who where firing from the roof.

10. EXHIBIT	11. INITIALS OF PERSON MAKING STATEMENT [REDACTED]	PAGE 1 OF 2 PAGES
-------------	---	-------------------

ADDITIONAL PAGES MUST CONTAIN THE HEADING "STATEMENT" TAKEN AT DATED
 THE BOTTOM OF EACH ADDITIONAL PAGE MUST BEAR THE INITIALS OF THE PERSON MAKING THE STATEMENT, AND PAGE NUMBER MUST BE BE INDICATED.

USE THIS PAGE IF NEEDED. IF THIS PAGE IS NOT NEEDED, PLEASE PROCEED TO FINAL PAGE OF THIS FORM.

STATEMENT OF [REDACTED] SFC TAKEN AT Fobb [REDACTED] DATED 152315 Mar 05

9. STATEMENT (Continued)

[REDACTED]

[REDACTED]

[REDACTED]

[REDACTED]

INITIALS OF PERSON MAKING STATEMENT

[REDACTED]

STATEMENT OF

SFC

TAKEN AT

Fobb

DATED

151115 Mar 05

9. STATEMENT (Continued)

AFFIDAVIT

I, [REDACTED], HAVE READ OR HAVE HAD READ TO ME THIS STATEMENT WHICH BEGINS ON PAGE 1, AND ENDS ON PAGE 2. I FULLY UNDERSTAND THE CONTENTS OF THE ENTIRE STATEMENT MADE BY ME. THE STATEMENT IS TRUE. I HAVE INITIALED ALL CORRECTIONS AND HAVE INITIALED THE BOTTOM OF EACH PAGE CONTAINING THE STATEMENT. I HAVE MADE THIS STATEMENT FREELY WITHOUT HOPE OF BENEFIT OR REWARD, WITHOUT THREAT OF PUNISHMENT, AND WITHOUT COERCION, UNLAWFUL INFLUENCE, OR UNLAWFUL INDUCEMENT.

[REDACTED]
(Signature of Person Making Statement)

Subscribed and sworn to before me, a person authorized by law to administer oaths, this _____ day of _____, _____ at _____

[REDACTED]
(Signature of Person Administering Oath)

[REDACTED]
(Typed Name of Person Administering Oath)

[REDACTED]
(Authority To Administer Oaths)

WITNESSES:

ORGANIZATION OR ADDRESS

ORGANIZATION OR ADDRESS

INITIALS OF PERSON MAKING STATEMENT

SWORN STATEMENT


For use of this form, see AR 190-45; the proponent agency is ODCSOPS

PRIVACY ACT STATEMENT

AUTHORITY: Title 10 USC Section 301; Title 5 USC Section 2951; E.O. 9397 dated November 22, 1943 (SSN).
PRINCIPAL PURPOSE: To provide commanders and law enforcement officials with means by which information may be accurately
ROUTINE USES: Your social security number is used as an additional/alternate means of identification to facilitate filing and retrieval.
DISCLOSURE: Disclosure of your social security number is voluntary.

1. LOCATION <i>Camp [redacted] Iraq</i>	2. DATE (YYYYMMDD) <i>2005 03 15</i>	3. TIME <i>7309</i>	4. FILE NUMBER
5. LAST NAME, FIRST NAME, MIDDLE NAME [redacted]	6. SSN [redacted]	7. GRADE/STATUS <i>E4 / SP</i>	
8. ORGANIZATION OR ADDRESS <i>A 141 IN</i>			

9. I, *Sgt. [redacted]*, WANT TO MAKE THE FOLLOWING STATEMENT UNDER OATH:
 That while on guard at the front gate to *the Camp [redacted]* at approximately 1845. PFC *[redacted]* started to tell me about a approaching vehicle, as I heard the first warning shot. As I moved to the east facing location to observe the car the second warning shot was fired. As I reached the firing position the *[redacted]* position atop the building started to fire on the vehicle. I saw the vehicle was not stopping so I started to lay suppressive fire as well. As I was re-loading my rifle I noticed all firing had stopped. I then maintained security on the vehicle until personnel closed in on the objective. At that time I changed my efforts to the western facing *[redacted]* window of the bunker, and maintained security in that direction. During that time I checked on PFC *[redacted]* and myself for any injuries. I found none and called in our status at the *[redacted]* gate. *Nothing follows*



10. EXHIBIT	11. INITIALS OF PERSON MAKING STATEMENT [redacted]	PAGE 1 OF <i>3</i> PAGES
-------------	---	--------------------------

ADDITIONAL PAGES MUST CONTAIN THE HEADING "STATEMENT" TAKEN AT _____ DATED _____
 THE BOTTOM OF EACH ADDITIONAL PAGE MUST BEAR THE INITIALS OF THE PERSON MAKING THE STATEMENT, AND PAGE NUMBER MUST BE INDICATED.

USE THIS PAGE IF NEEDED. IF THIS PAGE IS NOT NEEDED, PLEASE PROCEED TO FINAL PAGE OF THIS FORM.

STATEMENT OF [REDACTED] TAKEN AT Laurel [REDACTED] DATED 2005 03 15

9. STATEMENT (Continued)

INITIALS OF PERSON MAKING STATEMENT

PAGE 2 OF 3 PAGES

STATEMENT OF

TAKEN AT

Camp

DATED

2005 03 15

9. STATEMENT (Continued)

AFFIDAVIT

I, [REDACTED], HAVE READ OR HAVE HAD READ TO ME THIS STATEMENT WHICH BEGINS ON PAGE 1, AND ENDS ON PAGE 3. I FULLY UNDERSTAND THE CONTENTS OF THE ENTIRE STATEMENT MADE BY ME. THE STATEMENT IS TRUE. I HAVE INITIALED ALL CORRECTIONS AND HAVE INITIALED THE BOTTOM OF EACH PAGE CONTAINING THE STATEMENT. I HAVE MADE THIS STATEMENT FREELY WITHOUT HOPE OF BENEFIT OR REWARD, WITHOUT THREAT OF PUNISHMENT, AND WITHOUT COERCION, UNLAWFUL INFLUENCE, OR UNLAWFUL INDUCEMENT.

[REDACTED]
(Signature of Person Making Statement)

WITNESSES:

Subscribed and sworn to before me, a person authorized by law to administer oaths, this _____ day of _____, _____ at _____

ORGANIZATION OR ADDRESS

[REDACTED]
(Signature of Person Administering Oath)

[REDACTED]
(Typed Name of Person Administering Oath)

ORGANIZATION OR ADDRESS

[REDACTED]
(Authority To Administer Oaths)

INITIALS OF PERSON MAKING STATEMENT

PAGE

OF

PAGES

[TYPE UNIT NAME HERE] SERIOUS INCIDENT REPORT

912

FROM: 2-70 AR
TO: 256 BCT
SUBJECT: A/1-41 Suspicious vehicle engagement

1. Category: 2
2. Type of Incident: Death of Iraqi civilian
3. DATE/TIME: 15 1826 MAR 05
4. Location: Northern gate of FOB [REDACTED]
5. Other Information
 - a. Training related: No
 - b. Firing incident: Yes
6. Personnel Involved:
 - a. Subject:
 - 1) Name: [REDACTED]
Rank or Grade: SGT
 - a) SSN: [REDACTED]
 - b) Race: Cau
 - c) Sex: M
 - d) Age:
 - e) Position: Squad Leader
 - f) Security Clearance: [REDACTED]
 - g) Unit A/1-41IN
 - h) Duty Status AD
 - 2) Name: [REDACTED]
Rank or Grade: SPC
 - a) SSN: [REDACTED]
 - b) Race: Hispanic
 - c) Sex: M
 - d) Age: 21
 - e) Position: BFV Dvr
 - f) Security Clearance: [REDACTED]
 - g) Unit A/1-41IN
 - h) Duty Status AD
 - 3) Name: [REDACTED]
Rank or Grade: SPC
 - a) SSN: [REDACTED]
 - b) Race: Hispanic
 - c) Sex: M
 - d) Age: 32
 - e) Position: Team Leader
 - f) Security Clearance: [REDACTED]
 - g) Unit A/1-41IN
 - h) Duty Status AD
 - 4) Name: [REDACTED]
Rank or Grade: SPC
 - a) SSN: [REDACTED]
 - b) Race: Caucasian
 - c) Sex: M
 - d) Age: 21
 - e) Position: Medic
 - f) Security Clearance: [REDACTED]
 - g) Unit A/1-41IN
 - h) Duty Status AD
 - 5) Name: [REDACTED]
Rank or Grade: SGT
 - a) SSN: [REDACTED]
 - b) Race: Hispanic
 - c) Sex: M
 - d) Age: 31
 - e) Position: Medic
 - f) Security Clearance: [REDACTED]
 - g) Unit A/1-41IN
 - h) Duty Status AD
 - 6) Name: [REDACTED]
Rank or Grade: CPT
 - a) SSN: [REDACTED]
 - b) Race: Caucasian
 - c) Sex: M
 - d) Age: 26
 - e) Position: Company XO
 - f) Security Clearance: [REDACTED]
 - g) Unit A/1-41IN
 - h) Duty Status AD
 - 7) Name: [REDACTED]
Rank or Grade: 1LT
 - a) SSN: [REDACTED]
 - b) Race: Caucasian
 - c) Sex: M
 - d) Age: 30
 - e) Position: Platoon Leader
 - f) Security Clearance: [REDACTED]
 - g) Unit A/1-41IN
 - h) Duty Status AD
 - 8) Name: [REDACTED]
Rank or Grade: SPC
 - a) SSN: [REDACTED]
 - b) Race: Korean
 - c) Sex: M
 - d) Age: 28
 - e) Position: Medic
 - f) Security Clearance: [REDACTED]
 - g) Unit A/1-41IN
 - h) Duty Status AD

9) Name: [REDACTED]
Rank or Grade: 2LT
a) SSN: [REDACTED]
b) Race: Caucasian
c) Sex: M
d) Age: 24
e) Position: Asst XO
f) Security Clearance: [REDACTED]
g) Unit A/1-41IN
h) Duty Status AD

10) Name: [REDACTED]
Rank or Grade: SFC
a) SSN: [REDACTED]
b) Race: Caucasian
c) Sex: M
d) Age: 36
e) Position: PSG
f) Security Clearance: [REDACTED]
g) Unit A/1-41IN
h) Duty Status AD

11) Name: [REDACTED]
Rank or Grade: SGT
a) SSN: [REDACTED]
b) Race: Hispanic
c) Sex: M
d) Age: 25
e) Position: Medic
f) Security Clearance: [REDACTED]
g) Unit A/1-41IN
h) Duty Status AD

12) Name: [REDACTED]
Rank or Grade: PFC
a) SSN: [REDACTED]
b) Race: Caucasian
c) Sex: M
d) Age: 24
e) Position: Medic
f) Security Clearance: [REDACTED]
g) Unit A/1-41IN
h) Duty Status AD

13) Name: [REDACTED]
Rank or Grade: 1LT
a) SSN: [REDACTED]
b) Race: Caucasian
c) Sex: M
d) Age: 25
e) Position: Fire Spt Officer
f) Security Clearance: [REDACTED]
g) Unit A/1-41IN
h) Duty Status AD

14) Name: [REDACTED]
Rank or Grade: SPC
a) SSN: [REDACTED]
b) Race: Caucasian
c) Sex: M
d) Age: 25
e) Position: Driver
f) Security Clearance: [REDACTED]
g) Unit A/1-41IN
h) Duty Status AD

15) Name: [REDACTED]
Rank or Grade: SPC
a) SSN: [REDACTED]
b) Race: Caucasian
c) Sex: M
d) Age: 19
e) Position: Machine Gunner
f) Security Clearance: [REDACTED]
g) Unit A/1-41IN
h) Duty Status AD

7. Summary of Incident:
2-70 AR TOC contacted A/ 1-41IN to see if there was any report of indirect fire IVO [REDACTED] based off of possible Q-36 acquisition. A/ 1-41IN responded that they were in contact. 2-70 AR TOC acknowledged and notified A/ that they were standing by for further information.

- 1836 – CDR A/1-41IN calls notifying 2-70 AR TOC that a vehicle attempted to drive through one of their gates and he will report further information as it develops.
- 1846 – CDR A/1-41IN calls 2-70 AR TOC reporting that a vehicle had approached one of their gates at a high rate of speed. The guard at the gate fired a single (1) warning shot into the deck to signal the vehicle to stop. The vehicle continued towards the gate at a high rate of speed. The guard then fired a burst into the hood of the vehicle and it continued to approach at a high rate of speed. The vehicle then crossed the trigger line at the same rate of speed. Once past the trigger line, and having

old). (1) adult male was KIA, (2) adult males WIA, (1) adult female KIA, (1) female child KIA, (2) female children WIA, (1) female child uninjured, (1) male child WIA.

8. Commander Reporting: LTC [REDACTED]

9. Point of Contact: MAJ [REDACTED]

10. Downgrading Instructions:

11. Report Originated by: CPT [REDACTED]

12. Report Released by: 1LT [REDACTED]

13. Notification:

Position:

Name:

Time: 2000

14. Category of Incidents

Category 1:

Fratricide

Riots, serious disturbances

War crimes

Soldiers requesting asylum

Terrorist activities

Bomb or explosion incident

Threats against weapons/ammunition

Category 2:

Loss/theft of sensitive items

Narcotics/drugs

Theft/loss of ammunition, armament, or explosives

Death of any soldier in BCT

Major fires

Serious training/movement accident

Category 3:

Serious injury of any BCT soldier

Training/firing incident

Compromise of operational codes

Notification of death of family member

15. TF commanders will notify BCT commander on the BCT command net.

NOTE: This report is sent by MCS or FBCB2 (free text) followed by a hardcopy to the BCT TOC)

executed proper escalation of force, the guard perceived the vehicle as being hostile and engaged with a lethal killing burst into the cab of the vehicle.

- 1855 – CDR A/1-41IN calls 2-70 AR TOC notifying that upon further inspection of the vehicle. The vehicle was not a VBIED threat, and immediately began assessing Iraqi casualties and rendering medical aid.
- 1857 – CDR A/1-41IN requests air MEDEVAC through 2-70 AR TOC. Initial report was (3) IZ- KIA, and (4) IZ – WIA.
- 1902 – 2-70 AR TOC calls CDR A/1-41IN advising that MEDEVAC will evacuate IZ women and children and recommends working a 9-line MEDEVAC for injured IZ's. CDR A/1-41IN updates report of (1) IZ KIA, (5) IZ WIA, and (1) uninjured IZ.
- 1904 – XO A/1-41IN transmits 9-line MEDEVAC to 2-70 AR TOC via. FM radio.
- LINE 1: [REDACTED]
- LINE 2: 33550 (SC, PT) A/ TOC
- LINE 3: (5) A – Urgent, (1) C - Priority
- LINE 4: A – None
- LINE 5: (5) L – Litter, (1) A – Ambulatory
- LINE 6: N – No Enemy
- LINE 7: E – Other (IR Strobe)
- LINE 8: D – Non-US Civilian
- LINE 9: N/A
- 1906 – 2-70 AR TOC calls [REDACTED] and relays 9-line MEDEVAC.
- 1919 – A/ TOC reports "wheels down" of MEDEVAC
- 1925 – A/ TOC reports departure of MEDEVAC

- 1938 – A/ TOC reports that they are coordinating the turn over of the uninjured (2) year old female to the IA.
- 1944 – CDR A/1-41IN calls VOIP with following update:
- At apx. 1900 hrs. a green Saturn body style vehicle approached the Northern gate of FOB [REDACTED] at a high rate of speed. The guard fired (2) warning shots into the ground in front of the vehicle and off to the side. The vehicle continued to approach the gate at a high rate of speed and did not make any attempt to slow their rate of travel. The guard then fired (1) shot into the hood of the vehicle. The vehicle continued past the serpentine at a high rate of speed. The vehicle continued towards the gate passing the trigger line. The guards then perceived the vehicle as hostile and engaged the vehicle with killing bursts into the cab with M240 and M249. After a cease fire, the guards observed the vehicle with optics to determine if the vehicle was a PVBIED. Initial observation of the vehicle was that it was riding low on its shocks, and had the appearance of a VBIED. Initial decision was to contact EOD; however, after further evaluation they observed children standing in the vehicle. Guards then approached the vehicle to further evaluate the situation. Upon further review the guards determined the vehicle was not a threat and immediately began treating the injured IZ's. There was a total of (9) passengers in the vehicle ((3) adult males – ages unknown, (1) adult female – age unknown, (4) female children – between the ages of (2) – (8), (1) male child – aprox. (5) years

TIMELINE

1836 Initial SPOTREP from A/1-41 to TF 2-70 TOC of vehicle direct fire incident
1846 A/1-41 updated SPOTREP to TF 2-70 TOC
1855 A/1-41 reports to TF 2-70 TOC that vehicle is not a VBIED and the unit is treating IZ casualties
1857 A/1-41 CDR requests air MEDEVAC for (4) IZ WIA. Also reports (3) IZ KIA
1902 A/1-41 updates report, now (1) IZ KIA, (5) IZ WIA, and (1) uninjured IZ
1904 A/1-41 1SG transmits 9-line MEDEVAC to TF 2-70 TOC
1906 TF 2-70 TOC relays MEDEVAC request to [REDACTED]
1919 MEDEVAC 'wheels down'
1925 MEDEVAC 'wheels up'
1944 A/1-41 CDR submits follow-up SPOTREP to TF 2-70 TOC

NOTE: Total of 9 x Iraqi citizens involved. 3 x KIA (1 x male – driver, 1 x female adult, 1 x female child), 5 x WIAs (1 x male child, 4 x female teens), 1 x uninjured female child

EQUIPMENT

Signs

Cones

Barrier Materials/Wire

Bunker Positions

M240 Machine Gun w/ammo

M4 Carbine w/ammo

Binoculars

Commo – MBITR

TRAINING AND BRIEFINGS

ROE Training: Pre-NTC ROE Training (OCT04)

ROE Training: NTC RSOI and rotational ROE Training (OCT/NOV04)

ROE Training: Home station ROE training (pre-deployment training) (JAN04)

ROE Training: Kuwait RSOI ROE Vignette Training (FEB05)

ECP Duties: NTC (OCT/NOV04)

ECP Duties: [REDACTED] Left Seat/Right Seat Ride (at guard posts) (MAR05)

ECP Duties: [REDACTED] Guard Force and Threat Briefing (SPC [REDACTED], PFC [REDACTED] 151700 – as soldiers came on duty/guard shift

TASK FORCE TCP SOP

TF 2-30 AR OIF TASKOP

SAFOP 5: Traffic Control Points

TCPs are used to interdict the movement of contraband materials and enemy personnel through the TF AO. Contraband material can consist of weapons, stolen vehicles, stolen goods such as electrical wire, etc. TCPs keep risk from hostile attack from their stationary nature, so it is imperative that soldiers at all levels maintain their vigilance and do not become complacent during execution.

1. TCP is a P.L.T mission at a minimum. Task organize tanks, Bradley's and Infantry, as required.
2. One section provides 360 degree security (Defence, direct and indirect) of the TCP.
3. One section executes the TCP operation.
 - o One vehicle provides overwatch of the TCP search operation.
 - o One two man (minimum) team to secure personnel.
 - o One two man (minimum) team to search.
4. Utilize TCP warning signs placed out minimum of 100 and 150m.
5. Utilize spotlights to control approaching cars. (example - flash spotlight in front of approaching vehicle to slow driver down. Once driver is slowed and approaching TCP shine a spotlight right to control veh. driver and direct him through the TCP)
6. Establish TCP in a position that affords protection to the TCP crew and retards the ability of approaching cars from avoiding the TCP. (Try to protect a flank.)
7. Use cones, wire, etc to assist in controlling the TCP site.
8. TCPs remain established for no more than 30-45 minutes in any one place.
9. TCP Platoon Leaders coordinates with flank units for additional security (road sites, OPs, FOBs, etc)
10. Plan for detainees. Once you've detained someone you've fixed your element
11. Do not allow vehicles or bystanders to stop and observe what is happening (they be a Reason). Stop and detain as necessary for impeding a military operation.
12. A Blocking vehicle (M1 or M2) is positioned and ready to stop any vehicle attempting to elude or bypass the TCP.
13. Plan for moving cars to the impound lot
14. Allow a lane for military traffic to pass.
15. All weapons should be shouldered and at the ready, not slung over the shoulder.

TASK FORCE TCP SOP

TF 2-70 AR OIF TACSOB

Equipment List:

- Warning Signs / Cones / Triangles
- Flashlights / Lightsticks
- Barrier Materials / Wire
- "Tools": Mirrors, Tire Popper, Metal Wrench, Crowbar, Large Hammer
- Contraband List, Watch List, BULO Guidelines
- Detainee Handling Equipment:
 - Tags
 - Zip Strips / Handcuffs
 - Class IV
- Female Search Requirements
- Translator Plan
- CASEVAC Plan (Stand-Alone Escort if possible)
- Bunker Frames and Sandbags (400 per bunker frame, plus extra)

TASK FORCE FIXED SITE SOP

4.12. Fixed Site Security

Handoff sites remain targets of opportunity for AIF attacks. However, by continuously improving upon the site security (gates, stand off, HESCOs, etc.) attacks can be discouraged and defeated. Security requirements remain METT-TC dependent but should be similar to FOB security requirements (crew served, weapons status, etc.)

Established Sites: Well already have some form of security established however leadership needs to receive a battle handover from the previously occupying unit and then conduct their own independent evaluation of the site security

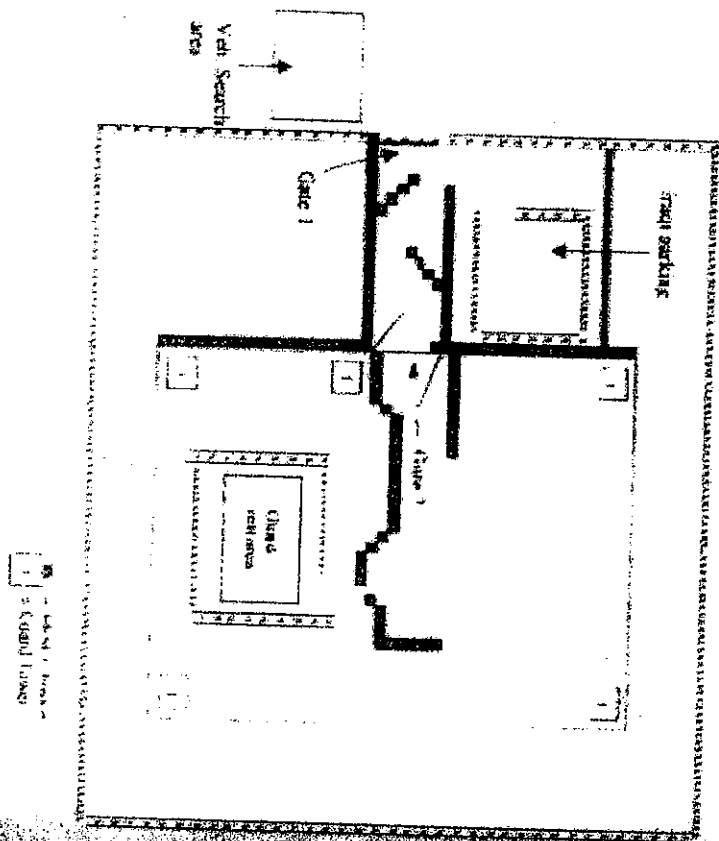
1. Arrive early. When relieving a unit at a fixed site it is important to conduct a thorough battle hand over and learn of the daily activities, threat level and other information that may be specific to the site.
2. Come equipped. Depending on mission length, ensure you bring all necessary equipment (cold weather/sleeping gear, food, additional sand bags, etc.) that will last through the duration of your shift.
3. Maintain security. Ensure soldiers are understanding their mission and responsibilities. Establish a work/rest plan and modify it as mission dictates. Leaders need to check on soldiers and evaluate individual guard posts for potential "soft" spots in security. If the enemy perceives the site as being too difficult to attack they are less likely to attack the site.
4. Conducting battle hand over. When being relieved it is important to pass as much information (suspicious vehicles/personnel, guard issues, threat level, etc.) as possible to the relieving force, and answer any questions they may have. Overlap security by having the incoming unit man guard posts in addition to the current force. This allows soldiers to pass along specific post information.

Security Sites:

1. Establish a minimum of 150 ft from outer perimeter if terrain allows.
2. Deny use of adjacent buildings.
3. Conduct random reason patrols outside perimeter (with I/O, U/L, etc. if available) to check perimeter integrity and possible points of weakness.
4. Control access to main gate.
5. Prepare to defend within the perimeter.

TASK FORCE FIXED SITE SOP

EXAMPLE Hard Site



SOLDIERS FIRING FROM TOWER 2

A/1-41 INFANTRY (TF 2-70 ARMOR)

[REDACTED]	CPT M4	[REDACTED]	SGT M4
[REDACTED]	CPT M4	[REDACTED]	SPC M4
[REDACTED]	1LT M4	[REDACTED]	SPC M16A4
[REDACTED]	1LT M4	[REDACTED]	SPC M4
[REDACTED]	2LT M4	[REDACTED]	SPC M4
[REDACTED]	SFC M4	[REDACTED]	SPC M16A4
[REDACTED]	SGT M4	[REDACTED]	PFC M240B
[REDACTED]	SGT M4	[REDACTED]	PFC M4